


AB-GES-L08103WxxNT1

Features & Applications

Features:

- 3W Linear AC LED light engine
- SimpleDrive® - 120V AC drive technology
- Max Qty in series: 40
- Driver on Board structure
- Long life - No Electrolytic capacitors
- Easily to be integrated
- UL Compliance

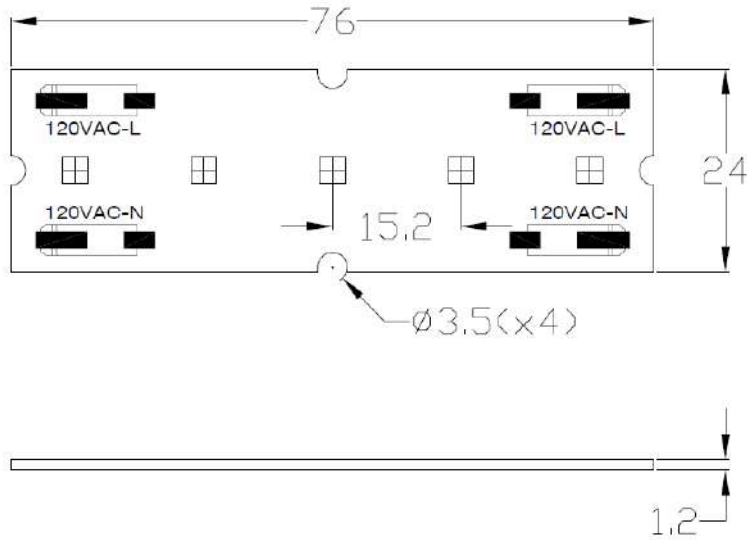


Applications:

- Refrigerator light
- Under-cabinet
- Ceiling light



Outline Dimensions



Units: mm

Notes:

1. 4 pcs terminal block is used for the serial connection and No wire connected.
2. Thickness of PCB is 1.2mm, , and there's thermal tape in the back side of Module.
3. Tolerance of dimension is ± 0.15 mm
4. If this need to pass the UL1598, it's necessary to add the Insulating thermal pad with 284x28(1.0mm thickness) at least.
5. Please use plastic screw for passing the safety regulation.



Characteristics

■ Absolute Maximum Ratings

Parameter	Symbol	Rating	Unit
Input Voltage	V _{in}	130	Vac
LED Junction Temperature	T _J	115	°C
Storage Temperature	T _{stg}	-40 ~ 100 °C	°C
Operation Temperature	T _{opr}	-40 ~ 85 °C	°C

- Proper current rating must be observed to maintain junction temperature below maximum at all time. For this product, we suggest to keep the Temperature of TC point under 75°C, and the temperature of Top IC surface under 115°C. After passing the maximum temperature of IC, the rating current will be lower automatically for protecting the whole circuit.

■ Electrical Characteristics, Ta=25°C

Parameter	Symbol	Min.	Max.	Unit
Input Voltage	V _{in}	110	130	Vac
Input Frequency	Freq.	50/60		Hz
Power Factor	PF	0.9	0.95	-

* This surge protection is without the protection device circuit.

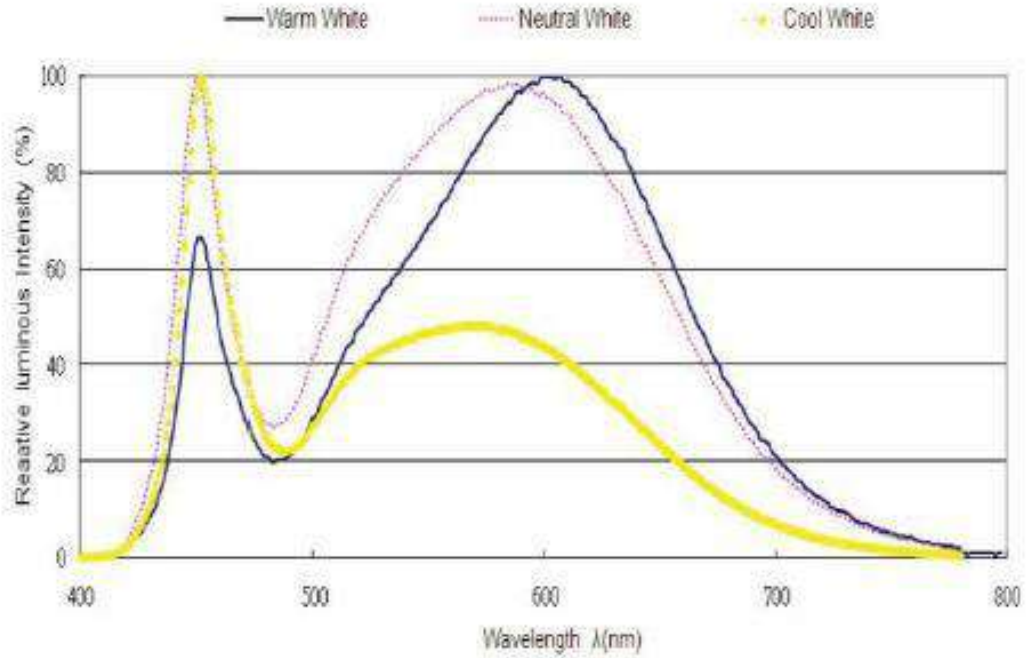
■ Optical Characteristics (V_{in}=120V), Ta=25°C

Model name	AC Power			Color Temp (K)	Luminous Flux(lm)		CRI
	Min	Typ.	Max		Min	Typ	
AB-GES-L08103W30NT1	2.8	3.0	3.4	3000	230	260	>80
AB-GES-L08103W40NT1	10.5	3.0	13.5	4000	245	280	>80
AB-GES-L08103W50NT1	10.5	12.0	13.5	5000	245	280	>80

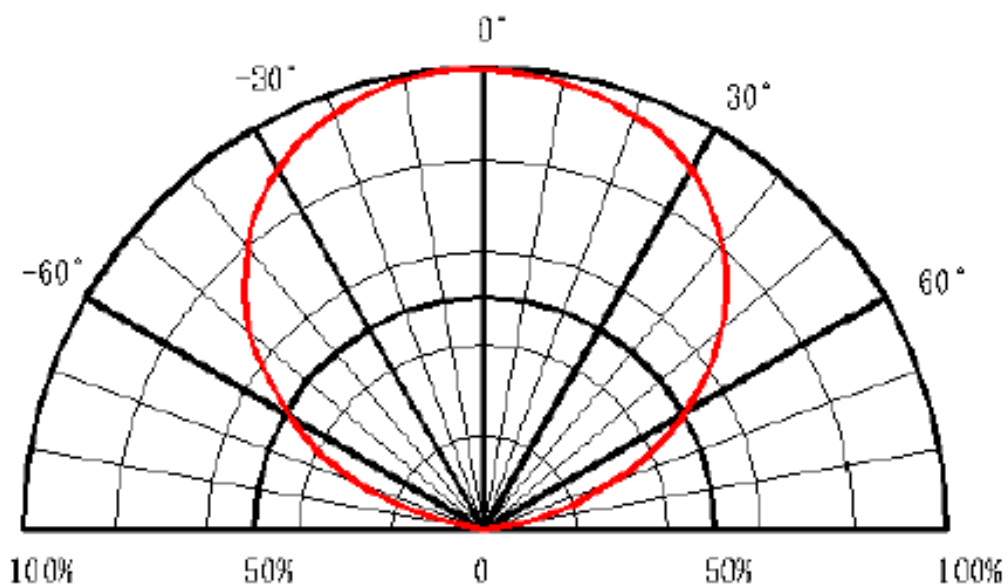
- Correlated color Temperature is derived from the CIE 1931Chromaticity diagram.
- The luminous flux tolerance is ± 10%.
- This CRI value tolerance is ± 2.
- Calibration accuracy of CIE_x and CIE_y : ±0.007 ;
- Calibration error CCT 3000K ±175K ; 4000K ±300K ; 6500K ±400K




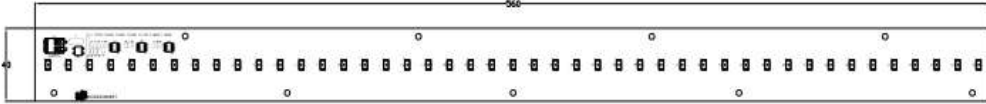
■ Relative Spectrum of Emission (Ta=25°C)



■ Radiation Pattern



Packing



1 Box = 200 PCS (about 4 Kgs)

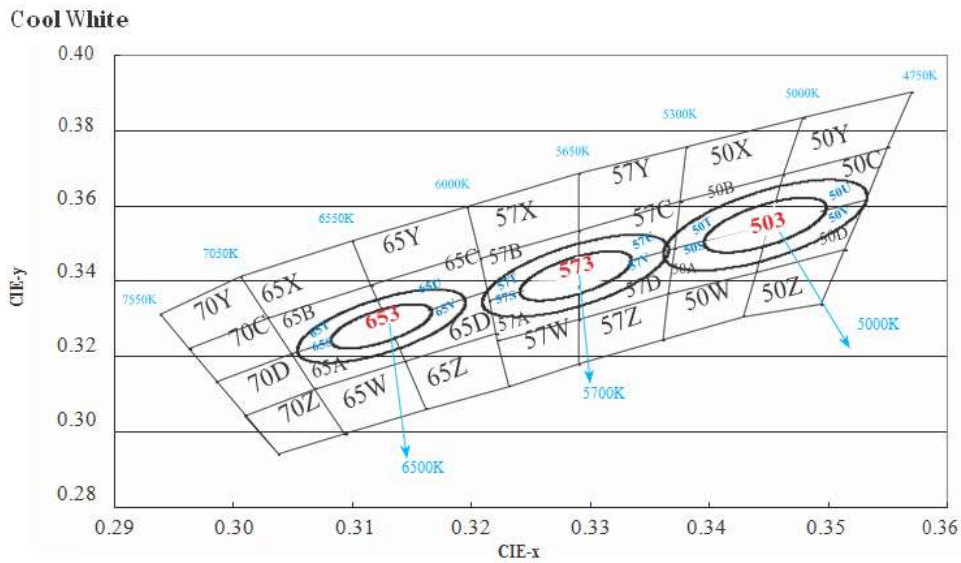
Box size (L x W x H) = TBD

Color Bin Code

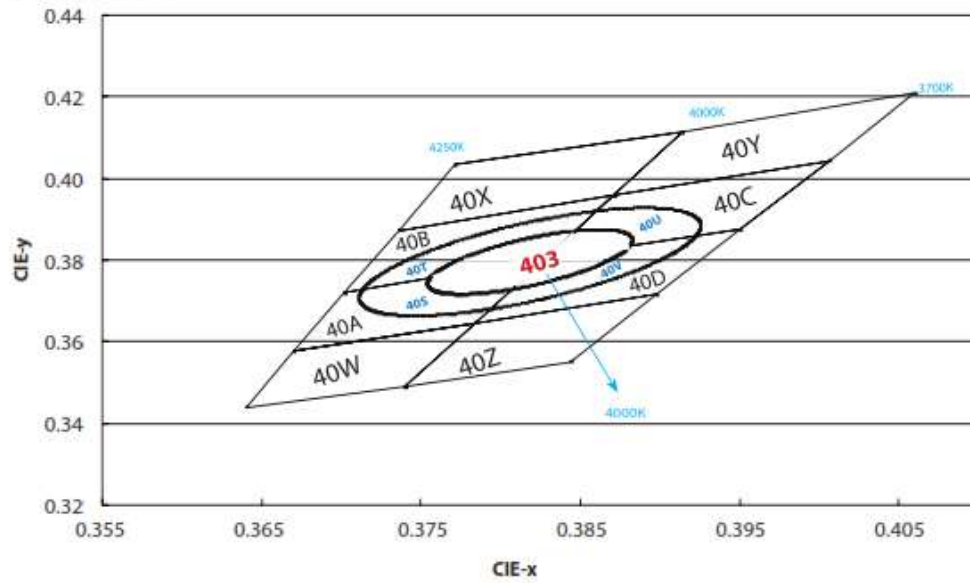
Color region stays within Macadam "3-Step" ellipse from the chromaticity center. The chromaticity center refers to ANSI C78.377:2008.

Please refer to ANSI C78.377 for the chromaticity center.

CCT	Steps	Cx	Cy	a	b	theta
2700K	3	0.4578	0.4101	0.00810	0.00420	53.70
3000K	3	0.4338	0.4030	0.00834	0.00408	53.22
3500K	3	0.4073	0.3917	0.00927	0.00414	54.00
4000K	3	0.3818	0.3797	0.00939	0.00402	53.72
5000K	3	0.3447	0.3553	0.00822	0.00354	59.62
5700K	3	0.3287	0.3417	0.00746	0.00320	59.09
6500K	3	0.3123	0.3282	0.00669	0.00285	58.57



Neutral White



Warm White

